



LiD
Eclairage Lighting 



MANUFACTURER OF MEDICAL LIGHTINGS SINCE 1995



Based on its experience, LID continues to build on its expertise in manufacturing medical lighting products renowned for their quality and durability. In our workshops in the south of France, a team of highly qualified engineers and technicians design and manufacture, by hand, our examination lamps for health professionals and hospital environment.

Concerned about the carbon footprint of our products, we favour committed French partners and favour short, responsible and environmental circuits.

The rigorous design (in accordance with ISO 9001) and the high level of quality of our materials allow us to guarantee our medical lighting (Medical device class I with CE) for 10 years!

This is our commitment to the durability of our products and our Eco responsible approach.

The «Hand-made in France» is a social and ecological commitment that we are proud of, it is our DNA.



OUR Commitments

MANUFACTURING AND QUALITY AT LID

In our workshops, where our team share our expertise acquired over more than 27 years, the lamps are designed, made by hand, checked and packed by a team dedicated to the quality of our products.

We never compromise on the durability or the quality of our products.

To achieve the consistent high quality that we are known for, we work calmly with a large stock of spare parts on site that lets us react rapidly to large or urgent orders.

Our DNA : the «Hand-made in France»



GUARANTEE, STANDARDS AND CERTIFICATIONS

All steps, from product design to after-sales service, meet ISO 9001 requirements (certified by Bureau Veritas since 2014), and conform to European standards and directives, guaranteeing an exemplary level of service, as necessary for medical products.

SUITABLE FOR
medical centers, hospitals,
healthcare centers, laboratories...

MEDICAL DEVICE

In accordance with
IEC 60 601-1/-2-41
IEC 60 598-2:25

Our products are **medical devices class 1** with **CE** mark. Every lamp has a unique tracking number allowing us to identify each unit from fabrication until its sale.

We guarantee all our products for 10 years.



ENVIRONMENTAL RESPONSIBILITY

We have a wide range of low power usage lamps that do not use LED bulbs (see page 4), but LED that are directly soldered to the circuit board for an optimum working life of 50,000 hours or more.

We privilege responsible local supply chains by developing strong long-term partnerships with trusted suppliers.

LID's lamps fit perfectly into the current search for sustainable products with low environmental impact: the use of high-quality materials that are easily recycled.



OUR Expertise

Good lighting is a prerequisite for any medical activity.

We hope to supply you with a real lighting assistant that is more than a simple lamp. Our lamps are the result of blending exceptional quality, a refined modern design, and a powerful, precise beam.

Balanced and uniform light

We have chosen Osram high performance LED with a "neutral white" colour temperature (4500° K) and excellent colour rendering (CRI = 95). They are optimally suited for the operational requirements of hospitals and medical centres. The working area is uniformly lit thanks to specially picked lenses.

The uniform light level and the lack of micro-flickering enable extended daily use without glare (a cause of eye strain and headaches) providing the user with optimal visual comfort.

High quality materials

- We use steel goosenecks for the arms of our lamps, covered with a PVC sheath. They are silent and durable in use, they neither lose position nor weaken

- The majority of our lights have swivel joints between the neck and the lamp head allowing 360° of rotation (with a stopper), and up to 90° of tilt, favouring precise positioning of the light.
- Very high quality plastics are used (PA6, with a mineral filler and 30 % glass fibre).
- Optimal electrical protection: Class II double insulation with components selected and meticulously assembled.
- We do not use LED bulbs, but LED directly soldered onto a printed circuit board efficiently cooled by an aluminium heat sink. The power supply is housed in the lamp base. This rigorous design guarantees a maximum lifespan for the LED: 50,000 hours minimum or around 30 years of intensive use with excellent luminous efficacy (lumen per watt).

The design of, and the materials used in LID lamps satisfy the hygiene requirements of medical equipment for cleaning and disinfection.

Practical mountings

Whether wall-mounted, mobile or fixed on a couch, we have mountings adapted for each usage and practice layout (pp 24-26).

SOME LIGHTING CONCEPTS...

...To help you choose your lamp

- Watts: The electrical energy consumed by a lamp in use.
- Lumens: A measure of the total amount of light produced by a light source.
- Lux: A measure of the amount of light received by a lit surface at a defined distance.
- CRI (Colour Rendering Index): The ability of a light source to reveal the natural colours of a lit object faithfully.
- °Kelvin : A measure of the colour temperature of a light source. (3000 K warm white, 4500 K neutral white, 6000 K blue or cool white)



Customize your lamp

For many of our lamps you can choose different flexible arm lengths, the colour (black or white) and the switch type (on/off, dimmer, or "contactless").

Choose your mounting

We offer a large choice of different mounting types (wall mounts, mobile stands, to place on or attach to furniture or a couch) to suit how and where you will use the lamp (pp 24-26).



Greater ease of use and hygiene with a contactless switch:

Turn the lamp on or off by moving your hand within 3 cm of the switch sensor.

Medical hygiene requirements are met by reducing the risks of infection by cross-contamination.

Bellon LED

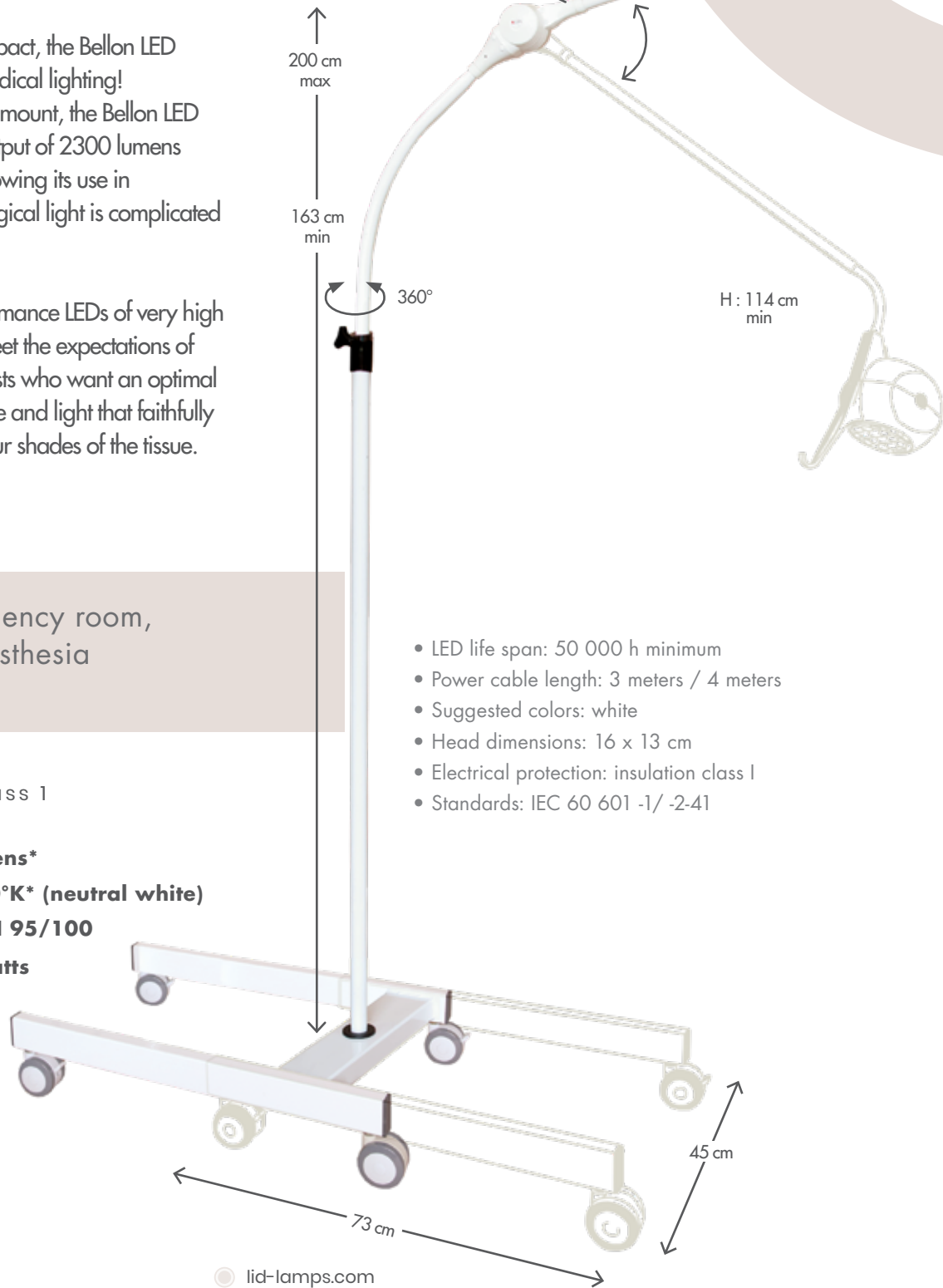
Extremely powerful and compact, the Bellon LED reinvents the standards of medical lighting! On a mobile stand or ceiling mount, the Bellon LED offers an exceptional light output of 2300 lumens in a very compact format allowing its use in rooms where the use of a surgical light is complicated and/or disproportionate.

Composed of 12 high performance LEDs of very high quality, the Bellon LED will meet the expectations of the most demanding specialists who want an optimal illumination of the surgical site and light that faithfully reproduces the different colour shades of the tissue.

Ideal for the emergency room, resuscitation, anaesthesia and surgery.

● Medical device class I

- Light intensity **2300 Lumens***
- Colour of temperature **4500°K* (neutral white)**
- Colour rendering index **CRI 95/100**
- Electric consumption **18 Watts**



- LED life span: 50 000 h minimum
- Power cable length: 3 meters / 4 meters
- Suggested colors: white
- Head dimensions: 16 x 13 cm
- Electrical protection: insulation class I
- Standards: IEC 60 601 -1/ -2-41

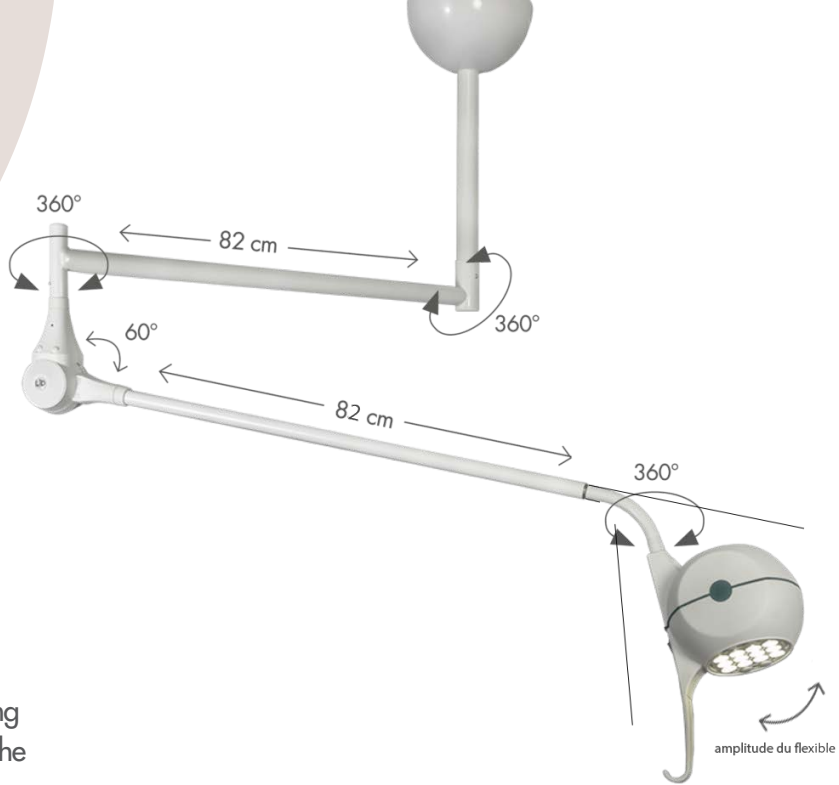
Bellon mobile

Complete device with heavy and stable foot (equipped with 4 castors with brakes) swivelling 360° around the arm for a total clearance of the useful space for the practitioner. 100 cm long arm with spring compensated articulated arm (L 81 cm) adjustable in height (163 / 200 cm) and allowing a positioning of the lamp head from 114 cm to 230 cm. 14 cm heavy flexible arm with 360° rotation ring and ergonomic handle for precise, smooth and durable positioning of the head in all circumstances. Three position switch (Off / 50% / 100%) on the lamp head.

Lux*	Beam 10°	Distance	Illuminated diameter
240 000		30 cm	15 cm
160 000		50 cm	20 cm
44 000		100 cm	30 cm

* Values accurate within +/- 10 %

CODES	
BELLON MOBILE	LED18M
BELLON CEILING	LED18P



Bellon ceiling

Ceiling mounting for a wide range of light movement. 55 cm long arm with 360° rotation ring effectively retains the two spring-compensated rigid arms (82 and 85 cm) with 60° opening angle for very low lamp head positioning. A second ball joint allows the arms to be extended up to 167 cm through 360°. Highly manoeuvrable lamp head thanks to reinforced, durable 14 cm flexible arm with 360° rotation ring and with 360° rotation ring and ergonomic handle. Three-position switch (Off / 50% / 100%) on the lamp head. Optional: made-to-measure false ceiling extension

LED Bella lumax



Bella lumax
on/off switch

Maximum power in a lamp format examination lamp. Same power as the Bellon model with the advantage of fitting all LID fixtures.

The 50/100% intensity option allows you to switch from examination light to intervention light

- LED life span: 50 000 h minimum
- Power cable length: 3 meters / 4 meters
- Suggested colors: white
- Head dimensions: 16 x 13 cm
- Electrical protection: insulation class II
- Standards: IEC 60 601 -1/-2-41

• Fixings to choose from p23-26



Medical device class 1

- Light intensity **2300 Lumens***
- Colour of temperature **4500°K* (neutral white)**
- Colour rendering index **CRI 95/100**
- Electric consumption **18 Watts**

Lux*	Beam 10°	Distance	Illuminated diameter
240 000		30 cm	10 cm
160 000		50 cm	13 cm
44 000		100 cm	20 cm

* Values accurate within +/- 10 %

CODES		
	On/off Switch	Contactless switch
BELLA LUMAX Flexible 70 cm	LED22650	LED22650-ISC
+ Double intensity option	LED22650DI	LED22650DI-ISC

LED Bella

A powerful lamp on a very robust flexible arm appreciated by specialists who wish to perform small interventions in their practice, and who need skin and tissue tone rendered accurately. The ergonomic handle enables precise and intuitive positioning.

The dual intensity option, 50% or 100%, allows to modulate the light to suit all examinations.

Ideal for dermatology, and minor or cosmetic surgery



Bella
contactless switch

Medical device class 1

- Light intensity **1680 Lumens***
- Colour of temperature **4500°K* (neutral white)**
- Colour rendering index **CRI 95/100**
- Electric consumption **13 Watts**

Lux*	Beam 10°	Distance	Illuminated diameter
210 000		30 cm	10 cm
120 000		50 cm	13 cm
33 000		100 cm	20 cm

* Values accurate within +/- 10 %

- LED life span: 50 000 h minimum
- Electrical protection: insulation class II
- Standards: IEC 60 601 -1/-2-41
- Power cable length: 3 meters
- Suggested colors: white
- Head dimensions: 16 x 13 cm

• Fixings to choose from p23-26



CODES		
	On/off Switch	Contactless switch
Flexible 70 cm	LED17650	LED17650-ISC
Flexible 70 cm Double intensity option	LED17650DI	LED17650DI-ISC



Hepta

Professional examination lamp with a timeless design that combines power, solidity, and versatility for heavy use. With a tough flexible neck and an ergonomic handle, it can be positioned as required and fulfils all the needs of medical lighting.

The optional dimmer switch allows the brightness to be adjusted for user comfort and optimal use.

General consultation (examinations/care) minor surgery, gynaecology-obstetrics, maternity, neonatology, dermatology

Medical device class 1

- Light intensity **980 Lumens***
- Colour of temperature **4500°K* (neutral white)**
- Colour rendering index **CRI 95/100**
- Electric consumption **7 Watts**

Lux*	Beam 10°	Distance	Illuminated diameter
130 000		30 cm	12 cm
60 000		50 cm	12 cm
18 000		100 cm	20 cm

* Values accurate within +/- 10 %



Hepta 114
dimmer switch
Model 114 without ball joint for
fast and complete disinfection

- LED life span: 50 000 h minimum
- Electrical protection: insulation class II
- Standards: IEC 60 601 -1/-2-41
- Power cable length: 3 meters
- Suggested colors: white and black
- Head dimensions: 11 x 10 cm

Fixings to choose from p23-26



CODES			
	On/off Switch	Dimmer switch	Contactless switch
Flexible 65 cm	LED07651	LED07651V	LED07651-ISC
Flexible 114 cm	LED071001	LED071001V	LED071001-ISC

LED Julia

«Smiley» lamp with a unique design with two powerful light beams (10° and 25°) that can be alternately activated via a two-position switch. The 10° beam provides a powerful, concentrated and precise illumination ideal for localised examinations. The 25° beam provides diffused and homogeneous lighting for examinations over a wide area. An ergonomic handle ensures quick and precise positioning in all circumstances.

2 in 1, the Julia LED is suitable for all specialists: dermatologists, gynaecologists, ENT specialists, general practitioners... who want a multi-purpose lamp for all types of treatments or for carrying out more precise examinations.

Medical device class 1

- Light intensity **740 Lumens***
- Colour of temperature **4500°K (neutral white)**
- Colour rendering index **CRI 95/100**
- Power consumption **6.5 Watts**

Lux*	Beam 10°	Distance	Illuminated diameter
110 000		30 cm	8 cm
45 000		50 cm	15 cm
12 000		100 cm	25 cm

Lux*	Beam 25°	Distance	Illuminated diameter
30 000		30 cm	15 cm
11 000		50 cm	25 cm
3 000		100 cm	35 cm

* Values accurate within +/- 10 %



Julia 65

- LED life span: 50 000 h minimum
- Electrical protection: insulation class II
- Standards: IEC 60 601 -1/-2-41
- Power cable length: 3 meters
- Suggested colors: white
- Head dimensions: 11 x 10 cm

Fixings to choose from p23-26



CODES	
Flexible 65 cm	LED35651
Flexible 114 cm	LED351001



LED Carla (25°)

An examination lamp with a modern and refined design. A compact “water-drop” shaped head enhances ease of use in multiple situations whilst reducing hindrance.

The flexible and silent gooseneck provides for excellent handling, and precise and steady positioning. Very uniform diffuse (25°) lighting.

Ideal as an examination lamp in general medicine for all medical specialities, nurses.

● Medical device class 1

- Light intensity **420 Lumens***
- Colour of temperature **4500°K* (neutral white)**
- Colour rendering index **CRI 95/100**
- Electric consumption **3 Watts**

Carla 65
contactless switch



- LED life span: 50 000 h minimum
- Electrical protection: insulation class II
- Standards: IEC 60 601 -1/-2-41
- Power cable length: 3 meters
- Suggested colors: white and black
- Head dimensions: 6 x 10 cm

• Fixings to choose from p23-26



Lux*	Beam 25°	Distance	Illuminated diameter
20000		30 cm	15 cm
7000		50 cm	25 cm
1700		100 cm	35 cm

* Values accurate within +/- 10 %

CODES		
	On/off Switch	Contactless switch
Flexible 65 cm	LEDB0650	LEDB0650-ISC
Flexible 100 cm	LEDB0900	LEDB0900-ISC
Flexible 123 cm	LEDB1200	LEDB1200-ISC



LED Carla focus (10°)

Very compact and robust examination lamp that offers very localized illumination (10° beam). Ideal for examinations that require a lot of precision.

In gynaecological use, ideally fixed on the low telescopic stand 40/60 cm PIR00555 or on our rail clamp ETRPM007 with horizontal lamp departure, it allows to work in over/under shoulder and thus to have a lighting facing the pelvis without being disturbed by the lamp location (even when used in combination with a colposcope).

Gynaecological consultations, obstetrics, urology, ENT, ophthalmology.

● Medical device class 1

- Light intensity **560 Lumens***
- Colour of temperature **4500°K* (neutral white)**
- Colour rendering index **CRI 95/100**
- Electric consumption **4.5 Watts**

Carla focus 100
contactless switch



- LED life span: 50 000 h minimum
- Electrical protection: insulation class II
- Standards: IEC 60 601 -1/-2-4
- Power cable length: 3 meters
- Suggested colors: white and black
- Head dimensions: 6 x 10 cm

• Fixings to choose from p23-26



Lux*	Beam 10°	Distance	Illuminated diameter
90 000		30 cm	8 cm
35 000		50 cm	15 cm
9 000		100 cm	25 cm

* Values accurate within +/- 10 %

CODES			
	On /Off Switch	Dimmer Switch	Contactless switch
Flexible 65 cm	LEDS0650	LEDS0650V	LEDS0650-ISC
Flexible 100 cm	LEDS0900	LEDS0900V	LEDS0900-ISC
Flexible 123 cm	LEDS1200	LEDS1200V	LEDS1200-ISC



LED Hydra

Unique, this new special “beauty care” lamp model allows the user to position the two lamps on either side of their hands, this avoids the production of shadows that occur when using only one light source.

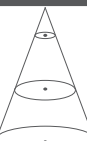
Our Hydra lamp produces an scialitycal effect locally allowing minute work to be performed without shadows.

The lamp heads are mounted on two individually positionable flexible arms. A larger flexible arm connects the head unit to the base, providing support and manoeuvrability for ease of use.

Ideal in cosmetic surgery and beauty care for treating the face, scalp, for mesotherapy, hair implants, tattooing, etc.

● Medical device class 1

- Light intensity **420 Lumens* X 2**
- Colour of temperature **4500°K* (neutral white)**
- Colour rendering index **CRI 95/100**
- Electric consumption **6.5 Watts**

Lux*	Beam 25°	Distance	Illuminated diameter
20000		30 cm	15 cm
7000		50 cm	25 cm
1700		100 cm	35 cm
VALUES FOR EACH HEAD			

* Values accurate within +/- 10 %

HYDRA
on/off Switch

- LED life span: 50 000 h minimum
- Electrical protection: insulation class II
- Standards: IEC 60 601 -1/ -2-41
- Power cable length: 3 meters
- Suggested colors: white and black
- Head dimensions: 6 x 10 cm
- Flexible arm: 100 cm + 2 x 25 cm

- Fixings to choose from p23-26



CODES	
On/off Switch	Contactless switch
LEDBI122	LEDBI122-ISC

LED Lina

A LED lamp with a sleek slender design made of a silent and durable flexible neck leading to the profiled aluminium head (500 mm by 25 mm) with 12 high-power LED and a protective window. With a brightness of 1680 lumens and a beam 120° wide, the LINA LED lamp can illuminate a very large surface uniformly. The flexible arm allows the light to be directed onto walls, the ceiling, or floor.

The optional dimmer switch allows the brightness to be adjusted for user comfort and optimal use.

Ideal in haematology or for laboratory work to illuminate laboratory benchtops, or for clinics requiring more lighting

● Medical device class 1

- Light intensity **1680 Lumens***
- Colour of temperature **4500°K* (neutral white)**
- Colour rendering index **CRI 95/100**
- Electric consumption **13 Watts**

Lux*	Beam 120°	Distance	Illuminated surface
30000		30 cm	45 x 30 CM
15000		50 cm	70 x 60 CM
5 000		100 cm	90 x 80 CM

* Values accurate within +/- 10 %

Lina 65
dimmer switch

- LED life span: 50 000 h minimum
- Electrical protection: insulation class II
- Standards: IEC 60 601 -1/ -2-41
- Power cable length: 3 meters
- Suggested colors: white and black
- Head dimensions: 50 cm x 2.5 cm

- Fixings to choose from p23-26



CODES			
	On/off Switch	Dimmer switch	Contactless switch
Flexible 65 cm	LED00400	LED00400V	LED00400-ISC
Flexible 100 cm	LED01400	LED01400V	LED01400-ISC



HALOGEN Diana

A very versatile halogen examination lamp, powerful with excellent handling characteristics thanks to its ergonomic handle that enables the lamp to be rapidly placed and adjusted precisely as required under heavy use.
Halogen bulb producing heat.

Ideal for minor examinations and treatment in general medicine, in podiatry and for nurses.

Medical device class 1

Light intensity **870 Lumens***

Colour of temperature **3000°K (warm white)**

Colour rendering index **CRI 100/100**

Electric consumption **50 Watts**

Lux*	Beam 10°	Distance	Illuminated diameter
90 000		30 cm	5 cm
40 000		50 cm	7 cm
10 000		100 cm	17 cm

* Values accurate within +/- 10 %

Bulb 12V/50W **516677**



**HEAT
RELEASE**

lid-lamps.com



Diana 65
On/off Switch

- Bulb life span: 5 000 h minimum
Dichroic source 12V/50W Osram GU 5.3 Decostar ES Sp
10° high performance (with UV filter)
- Electrical protection: insulation class II
- Standards: IEC 60 601 -1/-2-41
- Power cable length: 3 meters
- Suggested colors: white and black
- Head dimensions: 11 x 10 cm

- Fixings to choose from p23-26



CODES		
	On/off Switch	Contactless switch
Flexible 65 cm	BOR50651	BOR50651-ISC
Flexible 114 cm	BOR51001	BOR51001-ISC

HALOGEN Tina

Our iconic lamp with the recognizable “ribbed” design created in 1995.
Compact, robust and particularly easy to handle halogen examination lamp thanks to a ball- joint that allows the head to be rotated and tilted.

Halogen bulb producing heat.

Ideal as an examination lamp for nurses and for general medical use

Medical device class 1

Light intensity **300 Lumens***

Colour of temperature **3000°K (warm white)**

Colour rendering index **CRI 100/100**

Electric consumption **20 Watts**

Lux*	Beam 10°	Distance	Illuminated diameter
50 000		30 cm	5 cm
23 000		50 cm	10 cm
6 000		100 cm	20 cm

* Values accurate within +/- 10 %

Bulb 12V/20W **620169**



**HEAT
RELEASE**

lid-lamps.com



Tina 100
on/off Switch

- Bulb life span: 5 000 h minimum
Dichroic source 12V/20W
Osram GU 5.3 Decostar ES Sp
10° high performance (with UV filter)
 - Electrical protection: insulation classe II
 - Standards: IEC 60 601 -1/-2-41
 - Power cable length: 3 meters
 - Suggested colors: white and black
 - Head dimensions: 7 x 7 cm
- Fixings to choose from p23-26

CODES		
	On/off Switch	Contactless switch
Flexible 65 cm	HTI00651	HTI00651-ISC
Flexible 100 cm	HTI01001	HTI01001-ISC

LAMPE Wood (black light)

A Wood's lamp is a diagnostic tool that emits ultraviolet light used in many fields. In dermatology, it is used to examine the skin of patients to detect several types of problems. It is particularly useful for diagnosing erythrasma, fungal infections of the skin, pigmented lesions, bacterial skin infections, as well as pigmentation problems (e.g. vitiligo), melanomas, dermatoses, etc.

This portable light is lightweight and easy to use. The power socket is fitted with an electronic ballast and the bulb is protected by a synthetic glass cover.

Ideal in dermatology and veterinary use

● Medical device class 1

- Wavelength: 370 nm
- Weight in hand: 250g
- Electric consumption: 9 Watts
- Tube life span: 3000 h
- Power cable length: 280 cm
- Suggested colors: black
- Dimensions : 34 cm x 10 cm

Fluorescent tube 9 W **300200PH**

CODE
WOO09230



lid-lamps.com

MAGNIFYING LED LAMP Vera

The key tool for any analysis that requires the highest precision and detail. A LED powered circular magnifying lamp with a 12 cm diameter 2.25 X (5 dioptries) non-distorting mineral glass lens and a retractable protective cover. It provides white homogeneous glare-free light.

The articulated arm and swivel joint enable rapid and precise positioning of the lamp using only one hand.

Perfect for use in general medicine and dermatology

Can be fixed on a rolling stand
code PIR00912



- LED life span: 20 000 h minimum
- Lighting Power at 10 cm : 2500 Lux
- Electrical protection: insulation class I
- Power cable length: 1.5 meters
- Suggested colors: white
- Dimensions: head diam 12 cm articulated arm 86 cm
- Clamp provided

- Light intensity **230 Lumens***
- Colour of temperature **6400°K* (white)**
- Colour rendering index **CRI 80/100**
- Electric consumption **4 Watts**

*Values accurate within +/- 10 %

CODES	
Lamp (clamp provide, maximum opening 6 cm)	LED00912
Heavy trolley base high 80 cm	PIR00912
Wall bracket	EMU00912



lid-lamps.com

INFRARED Thera

A heating lamp mounted on a flexible gooseneck (86 cm long, 34 cm of which are rigid tube). Equipped with a handle, it is easily positioned at the required distance. The model with a mechanical timer switch enables the length of treatment to be set from zero to 60 minutes with an audible signal upon stopping.

Use : Place the infrared lamp at a distance of around 40 cm: the degree of heat must always remain agreeable. Sessions of 10 to 30 minutes are sufficient.

Ideal for physiotherapy, osteopathy and chiropractic use

● Medical device class 1

- Wavelength: 1200 nm
- Electric consumption: 250 Watts
- IR (E27) bulb life span: 5000 h minimum
- Electrical protection: insulation class I
- Standards: IEC 60 601 -1/-2-41
- Power cable length: 4 meters
- Suggested colors: white
- Head dimensions: Diam 26 cm

IR bulb 87115005



Thera
Timer switch

• Fixings to choose from p23-26



CODES			
	On/off Switch	Contactless switch	Timer switch
Flexible 86 cm	IRT250860	IRT250860-ISC	IRT250860MI



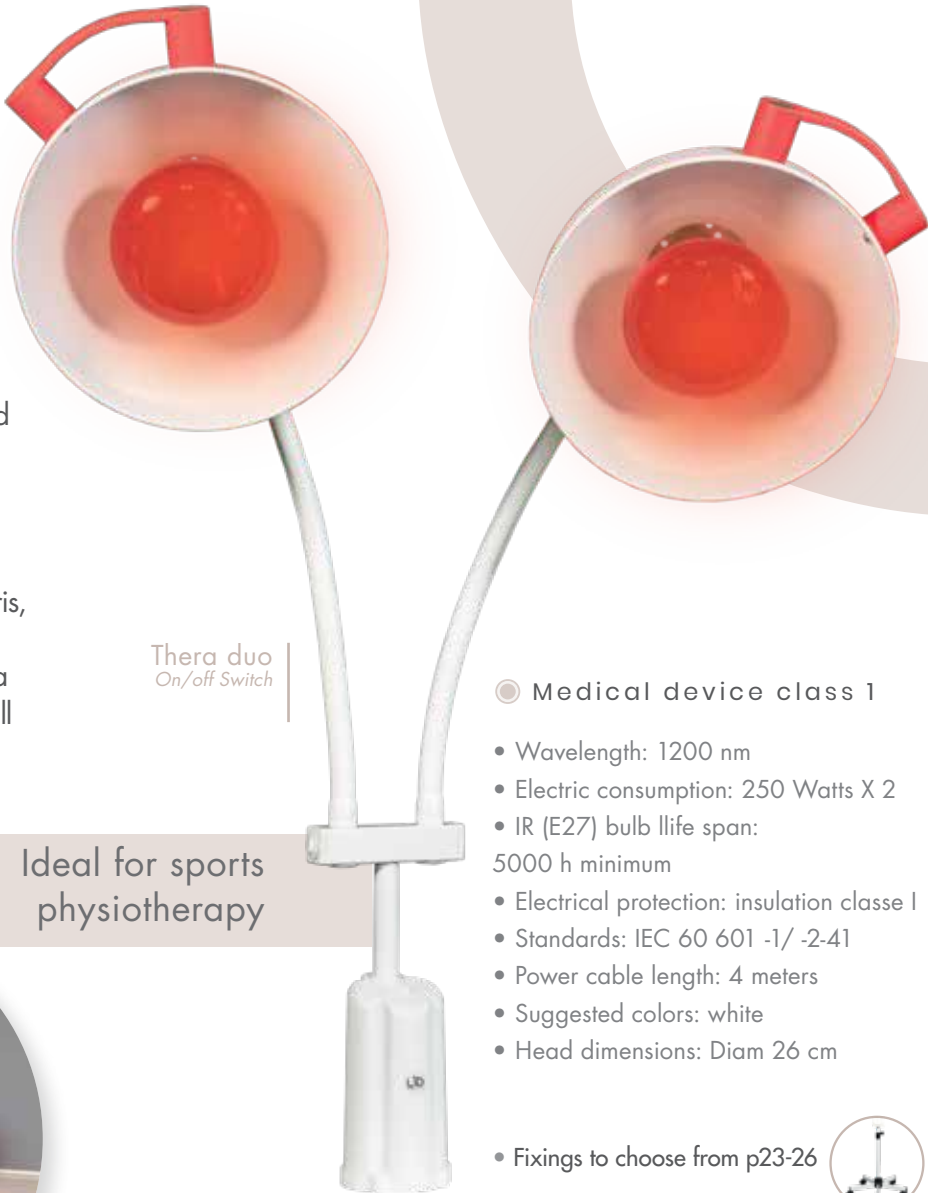
HIGH
HEAT OUTPUT

lid-lamps.com

INFRARED Thera duo

A two headed heating lamp with two 250 W bulbs, on two 50 cm long goosenecks that are very durable and silent. A session can be performed in half the time on two different zones (neck/shoulders - neck/back - the two thighs, etc.) with better heat distribution than with one lamp, or one treatment zone can be treated more intensely (500 W) with careful placing of the two heads.

Can also be used to act on all sides of a muscle group (e.g.: Biceps femoris, rectus femoris, vastus lateralis...). Needing only a single plug, the Thera Duo is functionally mobile with a small footprint.



Thera duo
On/off Switch

● Medical device class 1

- Wavelength: 1200 nm
- Electric consumption: 250 Watts X 2
- IR (E27) bulb life span: 5000 h minimum
- Electrical protection: insulation classe I
- Standards: IEC 60 601 -1/-2-41
- Power cable length: 4 meters
- Suggested colors: white
- Head dimensions: Diam 26 cm

• Fixings to choose from p23-26



CODES			
	On/off Switch	Contactless switch	Timer switch
THERA DUO	IRTDUO500	IRTDUO500-ISC	IRTDUO500MI

IR bulb 87115005



HIGH
HEAT OUTPUT

lid-lamps.com



LED reading lamp with a corded remote switch popular for use at home, or in patients' rooms in care homes and nursing homes. A second easy-to-use switch (12 V safety extra-low voltage) attached to a 150 cm long cable allows bedridden or mobility-impaired people to use the lamp simply and intuitively day or night. Can also be used as a night light.

Provides a soft uniform natural light (beam 40° wide) that does not produce either the visual glare or micro flickering that can lead to headaches and eye strain.

The 60 cm long durable gooseneck allows the lamp head to be positioned effortlessly even with one hand.

Ideal for people with low vision, AMD, myopia, glaucoma, diabetes and retinitis pigmentosa



● Medical device class 1

- Light intensity **420 Lumens***
- Colour of temperature **4500°K* (neutral white)**
- Colour rendering index **CRI 95/100**
- Electric consumption **3 Watts**

* Values accurate within +/- 10 %

CODES	
Lisa + base	LISO600SAP
Lisa + clamp	LISO600ETR

- LED life span: 50 000 h minimum
- Power at 50 cm : 3500 Lux*. At 30 cm : 10400 lux*
- Electrical protection: insulation class II
- Standards: IEC 60 601 -1/-2-41 IEC 60 598-2-25
- Power cable length: 190 cm
- Suggested colors: white
- Head dimensions: 6 x 10 cm
- Flexible arm: 60 cm
- Possible fixings: on base or clamp.



OUR RANGE of mounting accessories

To help your lamp become a true lighting assistant, efficient and discreet, we offer various mountings to minimize the footprint used.

- TELESCOPIC TROLLEY BASES FOR MAXIMUM MOBILITY
- WALL MOUNTS TO HELP CONSERVE FLOOR SPACE
- CLAMPS FOR COUCHES, TABLES, CHAIRS, RAILS...OR WEIGHTED BASES FOR FLAT SURFACES



OUR RANGE of mounting accessories

MOBILES

Teleoscopic trolley bases

5 pointed star shaped base with a diameter of 53 cm with castors (5 cm diameter). Very stable. Frame made of easy to clean and disinfect smooth epoxy resin-coated steel.

The elements of the base are all solid which reduces the amount of dust or other residue containment (ideal for hospitals and healthcare centres).

Adjustable column heights from 40 to 60 cm, 60 to 100 cm, or 90 to 130 cm, allowing the lamp to be adjusted to the right height for all medical uses.

We recommend the heavy bases for maximal stability especially when used with lamps having arms longer than 65 cm.



Adjustable from 40 to 60 cm

Standard (3,3 kg)
PIR00555 ○ ●

Heavy (5,1 kg)
PIR00555L ○ ●



Adjustable from 60 to 100 cm

Standard (3.7 kg)
PIR00666 ○ ●

Heavy (5.5 kg)
PIR00666L ○ ●



Adjustable from 90 to 130cm

Standard (4kg)
PIR00777 ○ ●

Heavy (5.8 kg)
PIR00777L ○ ●

All our trolleys are available in black



● Option
2 wheels with brakes



CLAMPS

Simple clamp

ETR00111

Ideal for mounting on couches, tables, workstations, pedestals and benches. Maximum opening Ø 7.5 cm. Black powder coated aluminium.



Universal clamp

ETRPM006

Fits on all structures, round, square, oval, medical rails, tubes, brackets Supplied with adapter plate for LID lamps.

To be positioned on the head of the clamp or on the side of the clamp with rotation on 4 axes (90°/180°/270°/360°). This clamp allows the lamp to start horizontally or vertically. Maximum opening Ø 4 cm. Anodised aluminium.



Clamp for medical rail

ETRPM007

Fits on all medical rails.

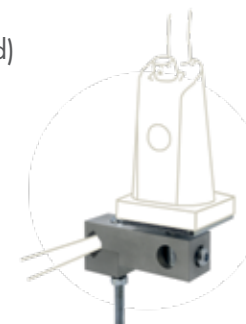
The entire LID range can be positioned in a vertical position.

The horizontal position is exclusively reserved for the for the Carla Focus lamp L65 cm & L100 cm.

Aluminium, bead blasted, maximum opening 6 cm.

Adapter plate supplied.

Tightening by Allen key (supplied) + lock washer and nut.



WALL MOUNTS

Wall bracket

EMU00444

Without offset, the lamp is screwed to the bracket, which is screwed to the wall.

White powder coated aluminium.



Articulated arm

BRA00800R

Allows the lamp to be offset by 80 cm from the wall.

3 rotation points, 2 parts of 40 cm.

White powder coated steel.



Wall bracket arm

BRA00400

Allows the lamp to be offset by 40 cm from the wall. 1 part of 40 cm

White powder coated steel.



OUR RANGE of mounting accessories

FOR LABORATORY BENCHTOPS AND WHEELED CHARIOT

Articulated arm

BRA00600

Can be screwed directly onto the vertical part of a module, a wheeled chariot or behind a bench and allows an offset of the lamp of 20/30 cm above.

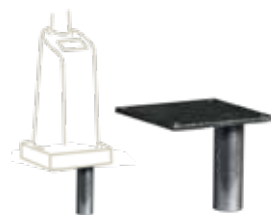
60 cm arm and 360° rotation of the lamp. 1 rotation point. White powder coated steel.



Adapter plate

230896EX

Offset tube Ø16 mm, length 80 mm.



Adapter plate on a 40 cm arm

PLA00400

Allows the arm (diameter 16mm) to be fixed to the clamp for rail, the universal clamp or to a clamp on a couch. Allows the lamp to be offset by 40 cm. White powder coated steel.



BASES AND SPECIAL ADAPTERS

Heavy base

SAP00222

Heavy base to be placed on a table, bedside table, bench or wheeled chariot. Ensures a very good stability of the lamps. Powder coated steel, Ø 22 cm, 1.5 kg. White or grey.



Adapter plate

130896CH

Centred tube Ø16 mm, length 55 mm.



As a partner of many French and foreign medical furniture manufacturers, LID offers a very wide range of accessories allowing the adaptation of its lamps on most of the examination couches on the market.

Contact your distributor, the examination couch manufacturer or LID to find out about the fastening solutions between our lamps and your couch!



Z.A. Bertoire
36, avenue Jean Monnet
13410 Lambesc - France



+33(0) 4.42.92.89.76



contact@lid-lamps.com



lid-lamps.com

Find the whole LID range on our website lid-lamps.com and download technical data sheets, HD photos and certificates on the partner area.

* Photos and texts are not contractually binding

